

# HOW TO BUY YOUR FIRST CRYPTOBANKER NFT? ...in less than 6 mins

## 1 GET YOUR CRYPTO WALLET

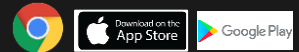
🕒 1 MIN

We strongly advise to use the most downloaded and trusted: **Metamask**



**METAMASK**

Download Metamask on your PC as a Google Chrome extension or download the mobile App

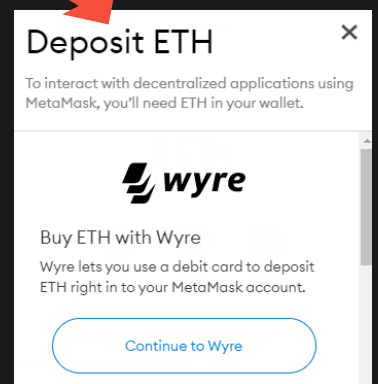
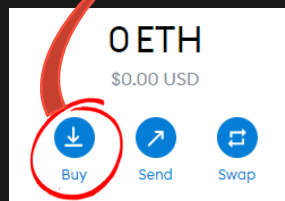


Link to download: [metamask.io](https://metamask.io)

## 2 SET-UP YOUR WALLET

🕒 3 MIN

- Follow the instruction to easily create a new account
- Top-up your wallet with **ETH** crypto currency via Wyre (a trusted EUR/USD-crypto exchange)



**Tip:** top-up an ETH amount slightly larger than the price in order to afford the transaction fees (*i.e.* gas fees)

## 3 GO ON OPENSEA AND BUY YOUR NFT

🕒 2 MIN

- Go on **OpenSea**, the largest NFTs marketplace
- Chose your favourite CryptoBanker from CB Club account: [opensea.io/CryptoBankers-Club](https://opensea.io/CryptoBankers-Club)
- Purchase it in a simple Buy Now transaction!



Buy now



[www.cryptobankers-club.com](https://www.cryptobankers-club.com)